

Material: **Ceramic** | Appearance: **3D Linear** | Application: **Walls**

12
Colours

1
Finish

2
Tile sizes

Tanta

Defined by a sleek 50×400mm profile, Tanta expertly balances modern minimalism with tactile depth. Designers can choose between a classic flat finish for a clean, streamlined look or the 3D “T1” relief to create a sophisticated play of light and shadow that adds movement to any surface.



PQCB51863	PQCB51864	PQCB51865	PQCB51866
PQCB51867*	PQCB51868	PQCB51869	PQCB51870*
PQCB51871	PQCB51872*	PQCB51873*	PQCB51874

3D

PQCB51863T1	PQCB51864T1	PQCB51865T1	PQCB51866T1
PQCB51867T1*	PQCB51868T1	PQCB51869T1	PQCB51870T1*
PQCB51871T1	PQCB51872T1*	PQCB51873T1*	PQCB51874T1

Sizes (mm)	Thickness	Finishes
1 50×400	9	Gloss
2 12×200 QR	9	Gloss

1

2

* Made with special reactive glaze that tend to have a natural crackle effect and low resistance to acids, alkalis and aggressive cleaning products.

LRV and PTV values may vary between batches; please contact us for guidance.
 Swatch colours may differ from final production—samples are recommended.
www.grestec.co.uk | T: 0345 130 2241 | E: sales@grestec.co.uk
 Find us on:



Tanta PQCB51872





Tanta



Above
Tantra PQCB51865T1

Right
Tanta PQCB51867T1



Above
Tanta PQCB51874T1



Tanta

Technical data sheet - ISO 10545 average values

3	Water absorption	>10%BIII
4	Bending strength	>600 N
14	Stain resistance (Excluding tiles with reactive glaze*)	Class 5

Cleaning and maintenance advice - All other colours

Initial washing

The initial washing is fundamental for good treatment results. The initial washing is aimed at removing any laying residues and building grime.

Product: Cloth

Routine maintenance

The aim of the routine maintenance is to remove dirt and scuff marks. Must be carried out regularly.





Product: Cleaner Pro

Please see www.filasolutions.com for methods of use, dilution and coverage.

LRV and PTV values may vary between batches; please contact us for guidance.

Swatch colours may differ from final production—samples are recommended.

www.grestec.co.uk | T: 0345 130 2241 | E: sales@grestec.co.uk

Find us on:    

Sustainability information



Cleaning and maintenance advice * Reactive tiles

Before grouting *crackle tiles

A pre grout protector Fila PRW200 is advised to protect the tiles; this is a temporary seal that when cleaning the grout will wash off.

Initial washing

The initial washing is fundamental for good treatment results. The initial washing is aimed at removing any laying residues and building grime.

Product: Cloth

Impregnating *crackle tiles

It is also recommended to seal the body of the crackle effect tiles with Fila MP90.

Routine maintenance

The aim of the routine maintenance is to remove dirt and scuff marks. Must be carried out regularly.

Product: Cleaner Pro

Please see www.filasolutions.com for methods of use, dilution and coverage.

Important information

Colours with * are made with special glazes that tend to have a natural crackle effect and low resistance to acids, alkalis and aggressive cleaning products.

Do not use aggressive cleaning products (like bleach or ammonia). It is recommended to