

Material: **Porcelain** | Appearance: **Timber** | Application: **Walls and floors**

**3**  
Colours

**2**  
Finish

**5**  
Tile sizes

# Nash 3.0

Nash 3.0 is a vintage wood-look tile collection that captures the natural warmth and texture of timber with the durability of porcelain. Featuring soft grain patterns and versatile tones, it creates calm, elegant spaces suited to both residential and commercial interiors.



Sizes (mm)	Thickness	 PTV Wet Slider 96	 PTV Wet Slider 55	Availability
1 400×1200	20	Thick ≥45PTV	Thick ≥45PTV	RBFD55292, 93
2 240×1500	8.5	Natural ≥36PTV	Natural 25-35 PTV	All colours
3 234×1480	8.5	Natural ≥36PTV	Natural 25-35 PTV	All colours
4 200×1200	8.5	Natural ≥36PTV	Natural 25-35 PTV	All colours
5 200×1200 T1	8.5	Natural ≥36PTV	Natural 25-35 PTV	All colours



Nash 3.0 RBFD55292

LRV and PTV values may vary between batches; please contact us for guidance.  
 Swatch colours may differ from final production—samples are recommended.  
[www.grestec.co.uk](http://www.grestec.co.uk) | T: 0345 130 2241 | E: [sales@grestec.co.uk](mailto:sales@grestec.co.uk)  
 Find us on:



Material: Porcelain | Appearance: Timber | Application: Walls and floors



# Nash 3.0







Above  
Nash 3.0 RBF5291

Right  
Nash 3.0 RBF5292



Above  
Nash 3.0 RBF5293

LRV and PTV values may vary between batches; please contact us for guidance.  
Swatch colours may differ from final production—samples are recommended.  
[www.grestec.co.uk](http://www.grestec.co.uk) | T: 0345 130 2241 | E: [sales@grestec.co.uk](mailto:sales@grestec.co.uk)

Find us on:    



# Nash 3.0

## Technical data sheet - ISO 10545 average values

3	Water absorption	< 0,1%
4	Breaking strength	> 45 N/mm <sup>2</sup>
12	Frost resistance	Resistant
14	Stain resistance	Class 5
	Pendulum test - Slider 96 (Shod) Wet	<b>Natural ≥36PTV</b> <b>Thick ≥45PTV</b>
	Pendulum test - Slider 55 (Barefoot) Wet	<b>Natural 25-35 PTV</b> <b>Thick ≥45PTV</b>

## Sustainability information



### Cleaning and maintenance advice

**Initial washing**  
The initial washing is fundamental for good treatment results. The initial washing is aimed at removing any laying residues and building grime.  
Product: Deterdek Pro

**Routine maintenance**  
The aim of the routine maintenance is to remove dirt and scuff marks. Must be carried out regularly.  
Product: Cleaner Pro

**Special maintenance**  
Special maintenance is carried out in case of very stubborn dirt, when the routine maintenance is not enough to restore the original look of the surface.  
Product: PS/87 Pro

Please see [www.filasolutions.com](http://www.filasolutions.com) for methods of use, dilution and coverage.