

Material: **Glazed porcelain** | Appearance: **Handcrafted** | Application: **Walls**

Opalwave

Opalwave is a collection of 48×450 mm glazed porcelain with an iridescent finish that creates subtle colour shifts, adding depth and movement to surfaces. Available in ten vivid colours and in both flat and 3D profiled options, it adapts to different architectural expressions - from quiet minimalism to tactile, light-enhancing relief. Ideal for façades, feature walls, and interior accents, Opalwave turns ceramic into a design element where light, colour, and material define the spatial experience.



Shade variation: V2 moderate



RBED55250 LRV 63	RBED55251 LRV 30	RBED55252 LRV 60	RBED55253 LRV 26
RBED55254 LRV 10	RBED55255 LRV 10	RBED55256 LRV 15	RBED55257 LRV 22
RBED55258 LRV 14	RBED55259 LRV 25		



Sizes (mm)	Thickness	Finishes
1 48x450	9.5	Gloss
2 48x450 T1	9.5	Gloss
3 100x350x48 T2	9.5	Gloss
4 14x450 T3	9.5	Gloss



Opalwave RBED55258



LRV and PTV values can vary batch to batch, please contact for advice. PTV values refer to Slider 96 Shod - Wet (unless stated). Swatch colours may vary, samples should be requested.

www.grestec.co.uk | T: 0345 130 2241 | E: sales@grestec.co.uk

Find us on:

Material: **Glazed porcelain** | Appearance: **Handcrafted** | Application: **Walls**

Opalwave



Shade variation: V2 moderate




RBED55250T1



RBED55250



RBED55251T1



RBED55251



RBED55252T1



RBED55252




RBED55253T1



RBED55253




RBED55254T1



RBED55254



RBED55255T1



RBED55255



RBED55256T1



RBED55256




RBED55257T1



RBED55257




RBED55258T1



RBED55258



RBED55259T1



RBED55259

10
Colours

1
Finish

2
Tile sizes



Opalwave RBED55254T1



LRV and PTV values can vary batch to batch, please contact for advice. PTV values refer to Slider 96 Shod - Wet (unless stated). Swatch colours may vary, samples should be requested.

www.grestec.co.uk | T: 0345 130 2241 | E: sales@grestec.co.uk

Find us on:

Material: **Glazed porcelain** | Appearance: **Handcrafted** | Application: **Walls**




Opalwave



Above
Opalwave RBED55251 RBED55259

Right
Opalwave RBED55256



Above
Opalwave RBED55252T1

LRV and PTV values can vary batch to batch, please contact for advice. PTV values refer to Slider 96 Shod - Wet (unless stated). Swatch colours may vary, samples should be requested.

www.grestec.co.uk | T: 0345 130 2241 | E: sales@grestec.co.uk

Find us on:    

Material: **Glazed porcelain** | Appearance: **Handcrafted** | Application: **Walls**



Opalwave



Above
Opalwave RBED55250T1

Right
Opalwave RBED55253 RBED55256T1



Above
Opalwave RBED55253

LRV and PTV values can vary batch to batch, please contact for advice. PTV values refer to Slider 96 Shod - Wet (unless stated). Swatch colours may vary, samples should be requested.

www.grestec.co.uk | T: 0345 130 2241 | E: sales@grestec.co.uk

Find us on:    



Opalwave

Technical data sheet - ISO 10545 average values

3	Water absorption	< 0,3%
4	Breaking strength	> 45 N/mm ²
12	Frost resistance	Resistant
13	Chemical resistance	Conforms
14	Stain resistance	Class 5

Sustainability information



Cleaning and maintenance advice

Initial washing

The initial washing is fundamental for good treatment results. The initial washing is aimed at removing any laying residues and building grime.
Product: Cloth

Routine maintenance

The aim of the routine maintenance is to remove dirt and scuff marks. Must be carried out regularly.
Product: Cleaner Pro

Please see www.filasolutions.com for methods of use, dilution and coverage.