

Material: **Natural Stone** | Application: **Walls and floors**

Stone

Stone offers a collection of natural marble and slate tiles suitable for wall and floor applications.




Shade variation: Naturally varied



Marble



IS8540
LRV: 45




IS8538
LRV: 61



IS8533
LRV: 60



IS8541
LRV: 31



IS8537
LRV: 8

Slate






IS8542
LRV: 8



LRV and PTV values can vary batch to batch, please contact for advice. PTV values refer to Slider 96 (shod) – Wet (unless stated). Swatch colours may vary, samples should be requested.

www.grestec.co.uk | T: 0345 130 2241 | E: sales@grestec.co.uk

Find us on:   

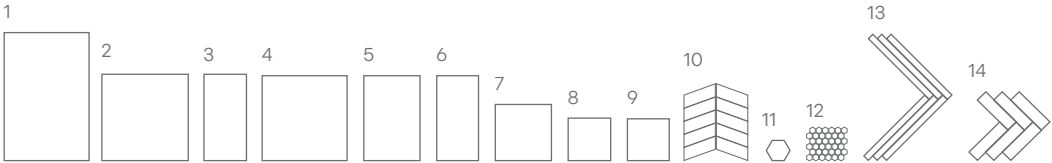


Stone



Formats

Sizes (mm)		IS8540HONED		IS8538HONED		IS8533HONED		IS8541POL		IS8537HONED		IS8542
		IS8540POL		IS8538POL				IS8541HONED		IS8537POL		
1	600x900											
2	610x610											
3	305x610											
4	600x600											
5	400x600											
6	300x600											
7	400x400											
8	305x305											
9	300x300											
10	100x305 Chevron											
11	100x150 Hexagon											
12	265x305 Hexagon Mosaic											
13	60x600 Herringbone											
14	100x305 Herringbone											







Stone



Above
Stone IS8540

Right
Stone IS8541



Above
Stone IS8542



Stone

Polished Marble - Cleaning & Maintenance

Pre-treatment

Product: Fila PW10
Application method: 1 coat

Wash - Restoring protection

Product: FilaCleaner

Wait 24h before laying

Initial washing

The initial washing is fundamental for good treatment results. The initial washing is aimed at removing any laying residues and building grime.
Product: Cleaner Pro

Protection against stains

Natural

Product: Fila MP90
Application method: 1 coat

Colour enhanced

Product: Fila StonePlus
Application method: 1 coat

Routine maintenance

The aim of the routine maintenance is to remove dirt and scuff marks. Must be carried out regularly.
Product: Cleaner Pro

Please see www.filasolutions.com for methods of use, dilution and coverage.

Slate, Limestone & Granite - Cleaning & Maintenance

Pre-treatment

Product: Fila PW10
Application method: 1 coat

Wait 24h before laying

Initial washing

The initial washing is fundamental for good treatment results. The initial washing is aimed at removing any laying residues and building grime.
Product: PS87

Protection against stains

Natural

Product: Fila fob
Application method: 1 coat

Colour enhanced

Product: Fila StonePlus
Application method: 1 coat

Routine maintenance

The aim of the routine maintenance is to remove dirt and scuff marks. Must be carried out regularly.
Product: Cleaner Pro

Please see www.filasolutions.com for methods of use, dilution and coverage.

Sustainability information



LRV and PTV values can vary batch to batch, please contact for advice. PTV values refer to Slider 96 Shod – Wet (unless stated). Swatch colours may vary, samples should be requested.

www.grestec.co.uk | T: 0345 130 2241 | E: sales@grestec.co.uk

Find us on: 