

Material: **Glazed porcelain** | Appearance: **Brick** | Application: **Walls and Floors**


5 Colours 1 Finish 1 Tile size

Richie

Richie reimagines the timeless appeal of brick façades in high-performance porcelain stoneware. Its 60x250 mm format offers architects and designers versatile solutions for expressive brick-style surfaces. Suitable for both floors and walls, indoors or outdoors, Richie unites authentic texture with the durability of porcelain, enabling sophisticated, enduring design across diverse spaces.




Shade variation: V4 extreme




RBCA42765




RBCA42766



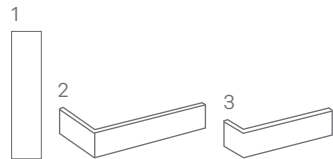
RBCA42767



RBCA42768



RBCA42769



1	2	3	PTV Wet Slider 96	PTV Wet Slider 55
Sizes (mm)	Thickness			
1 60x250	10	Structured ≥ 40PTV	Structured ≥ 40PTV	Structured ≥ 40PTV
2 120x250x60 ANGLE	10	Structured ≥ 40PTV	Structured ≥ 40PTV	Structured ≥ 40PTV
3 40x170x60 ANGLE	10	Structured ≥ 40PTV	Structured ≥ 40PTV	Structured ≥ 40PTV



Richie RBCA42765

LRV and PTV values can vary batch to batch, please contact for advice.
Swatch colours may vary, samples should be requested.
Find us on:



www.grestec.co.uk | T: +44 (0)345 130 2241 | E: sales@grestec.co.uk



Richie



Above
Richie RBCA42769

Right
Richie RBCA42767



Above
Richie RBCA42766

LRV and PTV values can vary batch to batch, please contact for advice.
Swatch colours may vary, samples should be requested.
Find us on:



Richie

Technical data sheet - ISO 10545 average values

3	Water absorption	0.3%
4	Bending strength	48N/mm2
12	Frost resistance	Frost-proof
13	Chemical resistance	GLA
14	Stain resistance	Class 5
	Pendulum test - Slider 96 (Shod) Wet Pendulum test - Slider 55 (Barefoot) Wet	≥ 40 PTV ≥ 40 PTV
	Hardness in Mohs degrees	6

Sustainability information



Cleaning and maintenance advice

Initial washing

The initial washing is fundamental for good treatment results. The initial washing is aimed at removing any laying residues and building grime.

Product: Cloth

Routine maintenance

The aim of the routine maintenance is to remove dirt and scuff marks. Must be carried out regularly.

Product: Cleaner Pro

Please see www.filasolutions.com for methods of use, dilution and coverage.

LRV and PTV values can vary batch to batch, please contact for advice.
Swatch colours may vary, samples should be requested.

Find us on: