



RULLO

16
COLOURS

1
FINISH

3
TILE SIZES

Rullo presents flat and 3D formats in eight colours. Choose vibrant shades to create a statement and an eye-catching feature wall, or select a more neutral colour palette for a more subtle and sophisticated feel. The 3D formats in our Rullo collection offer light reflecting textures that add depth and movements to walls. Sculptural tiles can be used to accentuate architectural spaces. Please note: Due to the nature of the material there may be dimensional variations between pieces.



OOB51530



OOB51530T1



OOB51531



OOB51531T1



OOB51532



OOB51532T1




OOB51533



OOB51533T1



OOB51534



OOB51534T1



OOB51535



OOB51535T1



OOB51536



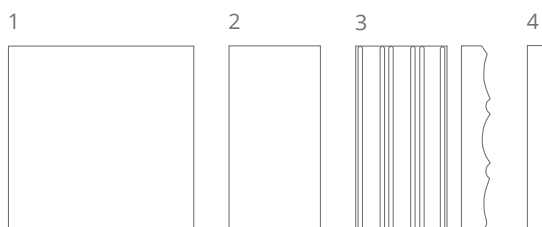
OOB51536T1



OOB51537



OOB51537T1



	SIZES (mm)	> <	FINISH
1	124x124	10mm	GLOSS
2	61.5x124	10mm	GLOSS
3	61.5x124 T1	10mm	GLOSS
4	11x124 PEN	10mm	GLOSS

LRV and PTV values can vary batch to batch, please contact for advice. Swatch colours may vary, samples should be requested.

Find us on:





RULLO OOBDS1531 OOBDS1531T1



RULLO OOBDS1532 OOBDS1532T1



RULLO OOBDS1533 OOBDS1533T1



RULLO OOBDS1534 OOBDS1530



RULLO OOBDS1537 OOBDS1537T1



RULLO OOBDS1535

LONDON STUDIOS

Grestec has its own Tile Studios in London where architects and designers can visit to discover the latest tile ranges and concepts.

Full of new and existing collections suitable for all situations; commercial, retail and residential. Our studio spaces are an excellent environment for ideas, solutions and project discussions, with plentiful samples to take away immediately or simply order for next day delivery. Further details can be found on our website.

STUDIO 329 (APPOINTMENT ONLY)
Business Design Centre, 52 Upper Street,
Islington, London, N1 0QH

POP-UP STUDIO (UNMANNED/ WALK-INS)
The Building Centre, 26 Store Street,
London, WC1E 7BT



TECHNICAL DATA SHEET - ISO 10545 AVERAGE VALUES

3	Water absorption	>10%	13	Chemical resistance	GHA
4	Breaking strength	Minimum 15 N/mm² Individual Minimum 12 N/mm²	14	Stain resistance	Class 5
11	Crazing resistance	Pass			

PLEASE NOTE:

Due to the nature of the material there may be dimensional variations between pieces. Therefore, all types of joints must be planned and carried out correctly: structural, perimeter, expansion and installation joints. Fitting tiles without joints is not advisable from any technical point of view as this may lead to various problems. For an optimal result we advise to use 1,5 mm grout.

SUSTAINABILITY INFORMATION



CLEANING + MAINTENANCE ADVICE

INITIAL WASHING

The initial washing is fundamental for good treatment results. The initial washing is aimed at removing any laying residues and building grime.

Product: Deterdek Pro

ROUTINE MAINTENANCE

The aim of the routine maintenance is to remove dirt and scuff marks. Must be carried out regularly.

Product: Cleaner Pro

Please see www.filasolutions.com for methods of use, dilution and coverage.