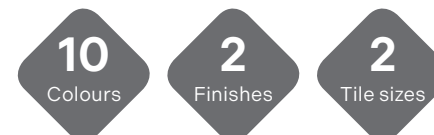


Material: **Ceramic** | Appearance: **3D** | Application: **Walls**



Wellen

Create striking visual effects with light and shadow using the three-dimensional Wellen ceramic tiles. Available in 10 colours and two 65x200mm curved 3D formats, with a choice of matt or gloss finishes. Designed for internal wall applications. Please note: formats T1 and T2 cannot be installed together due to their different thicknesses.




Shade variation: V4 extreme




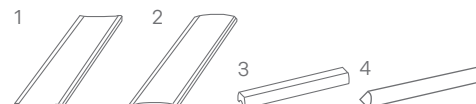
Gloss



Matt



	Sizes (mm)	Thickness	Finishes	
1	65x200 T1	8.5mm	Gloss	Matt
2	65x200 T2	8.5mm	Gloss	Matt
3	20x200 CORBEL	8.5mm	Gloss	Matt
4	12x200 JOLLY	8.5mm	Gloss	Matt




LRV and PTV values can vary batch to batch, please contact for advice. PTV values refer to Slider 96 Shod - Wet (unless stated). Swatch colours may vary, samples should be requested.

www.grestec.co.uk | T: 0345 130 2241 | E: sales@grestec.co.uk

Find us on:



Wellen



Above
Wellen PQBD52086T1 (2)

Right
Wellen PQBD52081T2



Above
Wellen PQBD52024T1



Wellen

Technical data sheet - ISO 10545 average values

3	Water absorption	<10% (BIII)
4	Breaking of rupture	>600N
13	Chemical resistance	Conforms
14	Stain resistance	Class 5

Sustainability information



Cleaning and maintenance advice

Initial washing

The initial washing is fundamental for good treatment results. The initial washing is aimed at removing any laying residues and building grime.

Product: Deterdek Pro

Routine maintenance

The aim of the routine maintenance is to remove dirt and scuff marks. Must be carried out regularly.

Product: Cleaner Pro

Please see www.filasolutions.com for methods of use, dilution and coverage.