

Material: **Ceramic** | Appearance: **Handcrafted** | Application: **Walls**



Barton

An original and harmonious colour palette designed for a wide variety of combinations, from classic to more experimental, offering maximum creative freedom. Barton integrates influences from traditional majolica, with gentle undulating and imperfect surfaces. The two surface finishes matt and gloss, which are available in all colours, are complemented by the plissé decor (T1) with its distinct three-dimensional structure.




V2 moderate shade variation




Matt




PEBB48743



PEBB48745



PEBB48746

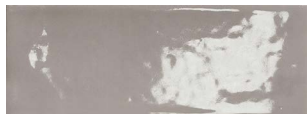


PEBB48749

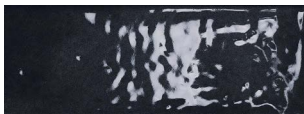
Gloss



PEBC48752



PEBC48755




PEBC48753



PEBC48754



PEBC48756



PEBC48758



PEBC48752T1



PEBC48755T1



PEBC48753T1



PEBC48754T1



PEBC48756T1



PEBC48758T1

	Sizes (mm)	Thickness	Finishes	
1	75x200	9.5mm	Matt	Gloss
2	75x200 T1	11.5mm	-	Gloss
3	75x200 SK	9.5mm	Matt	Gloss



LRV and PTV values can vary batch to batch, please contact for advice. PTV values refer to Slider 96 (shod) – Wet (unless stated). Swatch colours may vary, samples should be requested.

www.grestec.co.uk | T: 0345 130 2241 | E: sales@grestec.co.uk

Find us on:



Barton

Technical data sheet - ISO 10545 average values

3	Water absorption	Conforms
4	Bending strength	$\geq 1300 \text{ N}$
	Modulus of rupture	9.5mm: $\geq 35 \text{ N/mm}^2$
12	Frost resistance	Conforms
13	Chemical resistance	A - LA - HA
14	Stain resistance	Class 5

Sustainability information



Cleaning and maintenance advice

Initial washing

The initial washing is fundamental for good treatment results. The initial washing is aimed at removing any laying residues and building grime.

Product: Cloth

Routine maintenance

The aim of the routine maintenance is to remove dirt and scuff marks. Must be carried out regularly.

Product: Cleaner Pro

Please see www.filasolutions.com for methods of use, dilution and coverage.