

Material: **Porcelain** | Appearance: **Stone effect** | Application: **Walls and Floors**

# Grond One

Earthy clay shades and textures; these Grond One porcelain tiles are suitable for both internal and external areas for seamless application. The range combines earthy toned porcelain stone with clay effect textures for a truly unique, and authentic style. Four finishes Natural R10, Brushed R10, Thick R11/C and Structured R11/C and eleven sizes, including a 1200x2800 large format and some external 20mm thick sizes.



Shade variation: V2 - V3




KAAA49400  
LRV 52



KAAA49401  
LRV 30



KAAA49402  
LRV 16




KAAA49403  
LRV 12



KAAA49404  
LRV 21



LRV and PTV values can vary batch to batch, please contact for advice.  
Switch colours may vary, samples should be requested.



[www.grestec.co.uk](http://www.grestec.co.uk) | T: 0345 130 2241 | E: [sales@grestec.co.uk](mailto:sales@grestec.co.uk)

Find us on:    

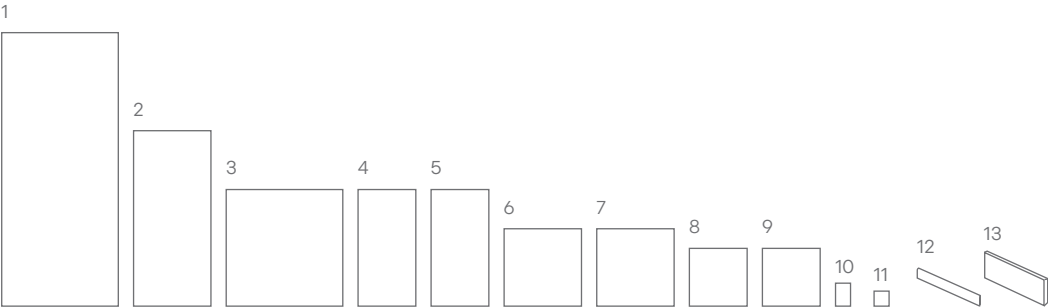


# Grond One



Formats

	Sizes (mm)	>  <		Finishes		
1	1200x2800	6mm	-	-	-	BRU (R10) ≥36 PTV
2	800x1800	10mm	NAT (R10) ≥36 PTV	AS (R11/C) ≥36 PTV	-	-
3	1200x1200	10mm	-	-	-	BRU (R10) ≥36 PTV
4	600x1200	10mm	NAT (R10) ≥36 PTV	AS (R11/C) ≥36 PTV	-	-
5	600x1200 THK	20mm	-	-	THK (R11/C) ≥36 PTV	-
6	800x800	10mm	NAT (R10) ≥36 PTV	AS (R11/C) ≥36 PTV	-	-
7	800x800 THK	20mm	-	-	THK (R11/C) ≥36 PTV	-
8	600x600	10mm	NAT (R10) ≥36 PTV	AS (R11/C) ≥36 PTV	-	-
9	600x600 THK	20mm	-	-	THK (R11/C) ≥36 PTV	-
10	202x304 THK	20mm	-	-	THK (R11/C) ≥36 PTV	-
11	202x202 THK	20mm	-	-	THK (R11/C) ≥36 PTV	-
12	46x600 SK1	10mm	NAT (R10) ≥36 PTV	-	-	-
13	300x600 SK2 THK	20mm	-	-	THK (R11/C) ≥36 PTV	-



LRV and PTV values can vary batch to batch, please contact for advice.  
Swatch colours may vary, samples should be requested.



Material: **Porcelain** | Appearance: **Stone effect** | Application: **Walls and Floors**




# Grond One



Above  
KAAA49402

Right  
KAAA49400



Above  
KAAA49403THK

LRV and PTV values can vary batch to batch, please contact for advice.  
Swatch colours may vary, samples should be requested.

[www.grestec.co.uk](http://www.grestec.co.uk) | T: 0345 130 2241 | E: [sales@grestec.co.uk](mailto:sales@grestec.co.uk)

Find us on:    



# Grond One

## Technical data sheet - ISO 10545 average values

2	Sizes	Conforms
3	Water absorption	$E \leq 0,04 \%$
4	Flexural strength Breaking strength	10mm: 50 N/mm <sup>2</sup> 6mm: 52 N/mm <sup>2</sup>  10mm: 3200 N 6mm: 1350 N
6	Resistance to deep abrasion	<132 mm
8	Linear thermal expansion	$A=7 \times 10^{-6} / ^\circ\text{C}-1$
9	Thermal shock resistance	Resistant
12	Frost resistance	Resistant
13	Chemical resistance	Unaffected
14	Stain resistance	Class 5
	Slip resistance	NAT R10 BRU R10 STR R11/C THK R11/C $\geq 36$ PTV

## Sustainability information



### Cleaning and maintenance advice

#### Initial washing

The initial washing is fundamental for good treatment results. The initial washing is aimed at removing any laying residues and building grime.

Product: Deterdek Pro

#### Routine maintenance

The aim of the routine maintenance is to remove dirt and scuff marks. Must be carried out regularly.

Product: Cleaner Pro

#### Special maintenance

Special maintenance is carried out in case of very stubborn dirt, when the routine maintenance is not enough to restore the original look of the surface.

Product: PS/87 Pro

Please see [www.filasolutions.com](http://www.filasolutions.com) for methods of use, dilution and coverage.