

Material: **Ceramic** | Appearance: **Uniform** | Application: **Walls**

16
Colours

1
Finish

2
Tile sizes

















# Skiathos

Skiathos offers an expansive range of coloured crackle ceramic tiles, suitable for internal wall applications.



Shade variation: V1 uniform



							
AWS9074 LRV: 67	AWS9076 LRV: 43	AWS9077 LRV: 29	AWS9079 LRV: 8	AWS9080 LRV: 1	AWS38169 LRV: 16	AWS9083 LRV: 4	AWS9089* LRV: 23
							
AWS9082 LRV: 29	AWS9084 LRV: 17	AWS9085 LRV: 8	AWS9081 LRV: 12	AWS9086 LRV: 13	AWS9087 LRV: 19	AWS9078 LRV: 48	AWS9075 LRV: 49

\*AWS9089 is only available in 130x130

	Sizes (mm)	>  <	Finishes
1	130x130	9mm	Crackle gloss
2	100x100	10mm	Crackle gloss
3	50x130 moldura	9mm	Crackle gloss
4	20x130 torello	9mm	Crackle gloss



LRV and PTV values can vary batch to batch, please contact for advice.  
Swatch colours may vary, samples should be requested.

www.grestec.co.uk | T: 0345 130 2241 | E: sales@grestec.co.uk

Find us on:    



# Skiathos

## Technical data sheet - ISO 10545 average values

2	Sizes	Qualified
3	Water absorption	18-22%
4	Bending strength	Qualified
8	Coefficient of linear thermal expansion	Qualified
9	Resistance to thermal shock	Qualified
13	Chemical resistance	Class GHB
14	Stain resistance	Class 4

## Sustainability information



## Cleaning and maintenance advice

### Before grouting \*crackle tiles

A pre grout protector Fila PRW200 is advised to protect the tiles; this is a temporary seal that when cleaning the grout will wash off.

### Initial washing

The initial washing is fundamental for good treatment results. The initial washing is aimed at removing any laying residues and building grime.

Product: Cloth

### Impregnating \*crackle tiles

It is also recommended to seal the body of the crackle effect tiles with Fila MP90.

### Routine maintenance

The aim of the routine maintenance is to remove dirt and scuff marks. Must be carried out regularly.

Product: Cleaner Pro

Please see [www.filasolutions.com](http://www.filasolutions.com) for methods of use, dilution and coverage.