

Material: **Porcelain** | Appearance: **Wood effect** | Application: **Walls and floors**

20 Colours    3 Finishes    13 Tile sizes

# Lumber One


Timber effect porcelain tiles suitable for wall and floor applications, indoors and outdoors.



Shade variation: V3 - High




## R10



## R11



## R9



PERT42337



LRV and PTV values can vary batch to batch, please contact for advice. Swatch colours may vary, samples should be requested.

www.grestec.co.uk | T: 0345 130 2241 | E: sales@grestec.co.uk

Find us on:



# Lumber One

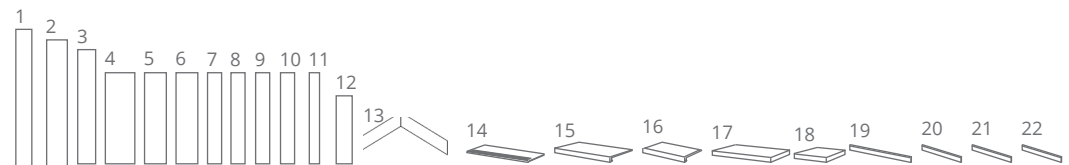


PEAA42379

## Formats

	Sizes (mm)	>  <	PERT42376	PERT42378	PERT42379	PERT48721	PERT48722	PERT48722AS	PERT48723	PERT48723AS	PERT48724	PEBD48761	PEBD48762	PEBD48762AS	PEBD48763	PEBD48763AS	PERT42366	PERT42367	PERT42368	PERT42369	PERT42337	PERT42338	PERT42363T2	PERT42364T2AS	PERT42364T2	PERT42364T2AS	PERT42362T1
1	225x1800	10mm	■																								
2	265x1600	9.5mm										■	■	■													
3	250x1500	9.5mm	■	■																							
4	400x1200 THK	20mm					■	■	■	■	■	■	■	■	■	■					■	■					
5	300x1200	9.5mm																									
8	200x1200	9.5mm	■	■	■	■	■	■	■	■	■	■	■	■	■	■	■	■	■	■	■	■	■	■	■	■	■
11	150x1200	9.5mm															■	■	■	■							
12	225x900	9.5mm																			■	■					
13	110x540 CHEV	9mm				■	■	■	■	■	■	■	■	■	■	■											
14	330x1200 ST1	9.5mm	■	■	■																	■					
15	330x1200x32x32 ST2	9.5mm	■	■	■	■	■	■	■	■	■	■	■	■	■	■	■	■	■	■	■	■	■	■	■	■	■
16	330x900x32x32 ST3	9.5mm																			■	■					
17	330x1200x32x32 CORNER	9.5mm	■	■	■	■	■	■	■	■	■	■	■	■	■	■						■	■	■	■	■	
18	330x330x32x32 CORNER	9.5mm															■	■	■	■	■	■	■	■	■	■	
19	46x1200 SK1	9.5mm	■	■	■	■	■	■	■	■	■	■	■	■	■	■								■	■	■	
20	75x600 SK2	9.5mm															■	■	■	■							
21	70x1200 SK3	9.5mm																									
22	70x900 SK4	9.5mm																			■	■					

Slip ratings: Nat R10, thick R11/C, anti-slip R11/C






# Lumber One



Above  
Floor: PEAA42378

Right  
Floor: PERT42368



Above  
Floor: PERT42362T1



# Lumber One

## Technical data sheet - ISO 10545 average values

2	Sizes	Conforms
3	Water absorption	< 0,1 %
4	Bending strength	> 2500 N > 45 N/mm <sup>2</sup>
8	Coefficient of linear thermal expansion	< 9 (MK-1)
9	Thermal shock resistance	Resistant
12	Frost resistance	Resistant
13	Chemical resistance	Class A
14	Stain resistance	Class 5
	Slip resistance	NAT R10 AS R11/C THK R11/C

## Sustainability information



## Cleaning and maintenance advice

### Initial washing

The initial washing is fundamental for good treatment results. The initial washing is aimed at removing any laying residues and building grime.

Product: Deterdek Pro

### Routine maintenance

The aim of the routine maintenance is to remove dirt and scuff marks. Must be carried out regularly.

Product: Cleaner Pro

### Special maintenance

Special maintenance is carried out in case of very stubborn dirt, when the routine maintenance is not enough to restore the original look of the surface.

Product: PS/87 Pro

Please see [www.filasolutions.com](http://www.filasolutions.com) for methods of use, dilution and coverage.