

PALFREY

19
COLOURS

3
FINISHES

5
TILE SIZE

Sophisticated geometry and timeless architectural shapes. Four colours in three geometric and two standard forms. Palfrey is suitable for walls and floors (depending on tile).



WALL + FLOOR - 90x280mm



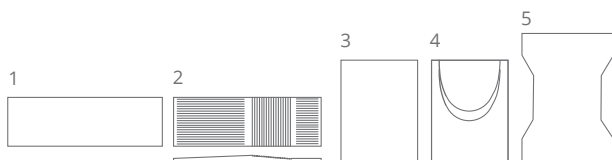
WALL ONLY - 3D RELIEF 90x280mm

WALL + FLOOR - 140x185mm



WALL ONLY - 3D RELIEF 140x185mm

WALL + FLOOR - 168x233mm





	SIZE (mm)	> <	FINISHES	
1	90x280	8mm	MATT (R10)	-
2	90x280 3D RELIEF (WALL ONLY)	8mm	MATT	-
3	140x185	12mm	MATT (R10)	-
4	140x185 3D RELIEF (WALL ONLY)	12mm	-	MATT WITH GLOSS
5	168x233	9mm	MATT (R10)	-

LRV and PTV values can vary batch to batch, please contact for advice. Swatch colours may vary, samples should be requested.

Find us on:





LONDON STUDIOS

Grestec has its own Tile Studios in London where architects and designers can visit to discover the latest tile ranges and concepts.

Full of new and existing collections suitable for all situations; commercial, retail and residential. Our studio spaces are an excellent environment for ideas, solutions and project discussions, with plentiful samples to take away immediately or simply order for next day delivery. Further details can be found on our website.

STUDIO 329 (APPOINTMENT ONLY)
Business Design Centre, 52 Upper Street,
Islington, London, N1 0QH

POP-UP STUDIO (UNMANNED/ WALK-INS)
The Building Centre, 26 Store Street,
London, WC1E 7BT



***IMPORTANT INFORMATION - TSQP CODES**

The material has strong colour variations: carefully check the material before laying. Upon laying, choose tiles alternatively from different boxes. Claims cannot be accepted once the tiles are laid.

TECHNICAL DATA SHEET - ISO 10545 AVERAGE VALUES - GLAZED PORCELAIN (3D WALL)

2	Sizes	Conforms	12	Frost resistance	Resistant
3	Water absorption	Conforms	13	Chemical resistance	GA
4	Modulus of rupture	Conforms	14	Stain resistance	Class 5

TECHNICAL DATA SHEET - ISO 10545 AVERAGE VALUES - GLAZED PORCELAIN (3D WALL)

2	Sizes	Conforms	13	Chemical resistance	GA
3	Water absorption	Conforms	14	Stain resistance	Class 5
4	Modulus of rupture	Conforms		Slip resistance (shod)	MATT R10
7	Abrasion resistance	4		Shade variation	TSQF : V2 moderate TSQH : V2 moderate TSQP: V3 high
12	Frost resistance	Resistant			

SUSTAINABILITY INFORMATION**CLEANING + MAINTENANCE ADVICE - GLAZED PORCELAIN (3D WALL)****INITIAL WASHING**

The initial washing is fundamental for good treatment results. The initial washing is aimed at removing any laying residues and building grime.

Product: Deterdek Pro

ROUTINE MAINTENANCE

The aim of the routine maintenance is to remove dirt and scuff marks. Must be carried out regularly.

Product: Cleaner Pro

CLEANING + MAINTENANCE ADVICE - PORCELAIN**INITIAL WASHING**

The initial washing is fundamental for good treatment results. The initial washing is aimed at removing any laying residues and building grime.

Product: Deterdek Pro

ROUTINE MAINTENANCE

The aim of the routine maintenance is to remove dirt and scuff marks. Must be carried out regularly.

Product: Cleaner Pro

SPECIAL MAINTENANCE

Special maintenance is carried out in case of very stubborn dirt, when the routine maintenance is not enough to restore the original look of the surface.

Product: Fila PS/87

Please see www.filasolutions.com for methods of use, dilution and coverage.

