

# KAKAM BUTTON


- Neutral + vibrant colours
- Round/penny mosaics supplied on mesh sheet
- Suitable for internal wall applications

**3**  
COLOURS


**1**  
FINISH

**1**  
TILE SIZE


[www.grestec.co.uk](http://www.grestec.co.uk) | T: 0345 130 2241 | E: [sales@grestec.co.uk](mailto:sales@grestec.co.uk)



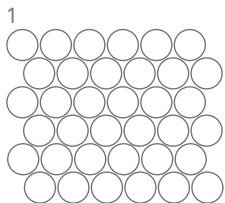
IPP45077



IPP45078



IPP45079



	SIZES (MM)	>  <	FINISHES
1	50mm DIAMETER ON 263x304mm MESH	6mm	GLOSS



## CLEANING + MAINTENANCE ADVICE

### INITIAL WASHING

The initial washing is fundamental for good treatment results. The initial washing is aimed at removing any laying residues and building grime.

---

Equipment	Cloth
Procedure	<ul style="list-style-type: none"><li>• Clean off cement stains from grouting and other building work, which once hardened, will not be removed during any normal cleaning procedure.</li><li>• Clean wall tiling with a dry cloth when joints are hard.</li></ul>

---

### ROUTINE MAINTENANCE

The aim of the routine maintenance is to remove dirt and scuff marks. Must be carried out regularly.

---

Product	Filacleaner (Diluted 1:50 in warm water)
Equipment	Cloth
Procedure	<ul style="list-style-type: none"><li>• Remove dust with a dry cloth</li><li>• Wash with FilaCleaner using a cloth that should be soaked often in the solution and wrung out well</li></ul>

---