

ARTISAN


- Handmade tiles
- Ceramic tiles- V3 high shade variation
- Porcelain tiles- V2 shade variation

25
COLOURS

2
FINISHES

4
TILE SIZES


www.grestec.co.uk / T: 0345 130 2241



CERAMIC SHELL 150x155mm



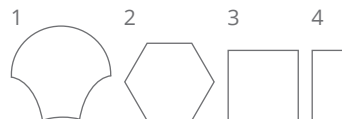
CERAMIC 55x110, 110x110mm



GLAZED PORCELAIN HEX 121x140






| SIZES (mm) | > < | FINISHES |
|-----------------|--------|----------|
| 1 150x155 SHELL | 16mm | GLOSS - |
| 2 121x140 HEX | 14mm | - MATT |
| 3 110x110 | 10.5mm | GLOSS - |
| 4 55x110 | 10.5mm | GLOSS - |



SWATCH COLOURS MAY VARY, SAMPLES SHOULD BE REQUESTED. FIND US ON:





TECHNICAL SPECIFICATION (CERAMIC)

| TECHNICAL CHARACTERISTIC | STANDARD | AVERAGE VALUES |
|--------------------------|--------------|----------------|
| Water absorption | ISO 10545-3 | Eb >10% |
| Breaking strength | ISO 10545-4 | NPD |
| Crazing resistance | ISO 10545-11 | Resistant |
| Chemical resistance | ISO 10545-13 | Class B |
| Shade variation | - | V3- High |
| Stain resistance | ISO 10545-14 | Class 3 |

HANDCRAFTED AND HAND PAINTED PRODUCTS WITH SLIGHT SHADE VARIATION

The exclusive ceramic products contained in these boxes are hand made and characterised by a slight variation in shade, texture and caliber among different pieces. These unique features lead to an aesthetic harmony that enhances the natural effects of each set of tiles. Any slight surface defects are possible and considered an inherent characteristic of this hand made product. The shades of samples are indicative as they may vary slightly across production lots. No claims will be accepted once the product has been fixed.

CLEANING + MAINTENANCE ADVICE (CERAMIC)

INITIAL WASHING

The initial washing is fundamental for good treatment results. The initial washing is aimed at removing any laying residues and building grime.

| | |
|-----------|---|
| Product | Filacleaner (Diluted 1:10 in warm water) |
| Equipment | Cloth |
| Procedure | <ul style="list-style-type: none"> • Clean off cement stains from grouting and other building work, which once hardened, will not be removed during any normal cleaning procedure. • Clean off wall tiling with a dry cloth when joints are hard. |

ROUTINE MAINTENANCE

The aim of the routine maintenance is to remove dirt and scuff marks. Must be carried out regularly.

| | |
|-----------|--|
| Product | Filacleaner (Diluted 1:5 in warm water) |
| Equipment | Cloth |
| Procedure | <ul style="list-style-type: none"> • Remove dust with a dry cloth • Dilute Filacleaner in warm water • Regularly soak cloth wet with the solution and wring out well before covering tiles. |

TECHNICAL SPECIFICATION

| TECHNICAL CHARACTERISTIC | STANDARD | AVERAGE VALUES |
|---------------------------------|--------------|----------------|
| Dimension | ISO 10545-2 | Conforms |
| Water absorption | ISO 10545-3 | Conforms |
| Modulus of rupture | ISO 10545-4 | Conforms |
| Breaking strength | ISO 10545-4 | Conforms |
| Abrasion resistance | ISO 10545-7 | From 4-5 |
| Thermal expansion coefficient | ISO 10545-8 | ≤9MK-1 |
| Thermal shock resistance | ISO 10545-9 | Resistant |
| Glaze crazing resistance | ISO 10545-11 | Resistant |
| Frost resistance | ISO 10545-12 | Resistant |
| Resistance to chemical products | ISO 10545-13 | Resistant |
| Shade variation | - | V2- Moderate |
| Stain resistance | ISO 10545-14 | Class 5 |

CLEANING + MAINTENANCE ADVICE

INITIAL WASHING

The initial washing is fundamental for good treatment results. The initial washing is aimed at removing any laying residues and building grime.

| | |
|-----------|---|
| Product | Deterdek (1:5 diluted in water) |
| Coverage | Deterdek (5 l per 100m ²) |
| Equipment | Single-disc professional floor cleaner, liquid vacuum cleaner and cloth |
| Procedure | <ul style="list-style-type: none"> • After the floor is swept and soaked with water, spread the diluted Deterdek onto the floor. • Then scour with single-disc professional cleaner • Vacuum the residue, rinse the floor well and then mop with a liquid vacuum cleaner or a cloth. |

ROUTINE MAINTENANCE

The aim of the routine maintenance is to remove dirt and scuff marks. Must be carried out regularly.

| | |
|-----------|---|
| Product | Filacleaner (Diluted 1:50 in warm water) |
| Equipment | Cloth or mop (For large areas the use of a cleaning machine is recommended) |
| Procedure | <ul style="list-style-type: none"> • Dilute Filacleaner in warm water • Wipe a cloth wet with the solution over the floor • Rinse the floor in case of concentrated solutions of Filacleaner |

SPECIAL MAINTENANCE

Special maintenance is carried out in case of very stubborn dirt, when the routine maintenance is not enough to restore the original look of the surface.

| | |
|-----------|---|
| Product | Fila PS/87 (1:5 diluted in water) |
| Coverage | 5 l per 100m ² (when diluted 1:5) |
| Procedure | <ul style="list-style-type: none"> • Dilute Fila PS/87 in 1:5 in water • Apply to the floor previously soaked with water and leave for a few minutes • Scrub with a single disc professional cleaner • Mop up residue with a liquid vacuum cleaner or cloth |