




ORZO


- V1 shade variation
- Suitable for wall applications
- Neutral shades



www.grestec.co.uk | T: 0345 130 2241 | E: sales@grestec.co.uk



QTU45646



QTU45646T1



QTU45647



QTU45647T1



QTU45648



QTU45648T1



QTU45649



QTU45649T1



QTU45650



QTU45650T1

1



	SIZES (mm)	> <	FINISH
1	56x232	8mm	MATT

SWATCH COLOURS MAY VARY, SAMPLES SHOULD BE REQUESTED. FIND US ON:    

TECHNICAL SPECIFICATION

TECHNICAL CHARACTERISTICS	STANDARD	AVERAGE VALUES
Water absorption	ISO 10545-3	Conforms
Sizes	ISO 10545-2	Conforms
Modulus of rupture	ISO 10545-4	Conforms
Breaking strength	ISO 10545-4	Conforms
Resistance to abrasion of glazed tiles	ISO 10545-7	Light colours: Class 4 Dark colours: Class 2
Resistance to thermal shock	ISO 10545-9	Resistant
Crazing resistance	ISO 10545-11	Resistant
Frost resistant	ISO 10545-12	Resistant
Resistance to chemical products	ISO 10545-13	Conforms
Resistance to staining	ISO 10545-14	Class 5

CLEANING + MAINTENANCE ADVICE

INITIAL WASHING

The initial washing is fundamental for good treatment results. The initial washing is aimed at removing any laying residues and building grime.

Equipment	Cloth
Procedure	<ul style="list-style-type: none"> • Clean off cement stains from grouting and other building work, which once hardened, will not be removed during any normal cleaning procedure. • Clean wall tiling with a dry cloth when joints are hard.

ROUTINE MAINTENANCE

The aim of the routine maintenance is to remove dirt and scuff marks. Must be carried out regularly.

Product	Filacleaner (Diluted 1:50 in warm water)
Equipment	Cloth
Procedure	<ul style="list-style-type: none"> • Remove dust with a dry cloth • Wash with FilaCleaner using a cloth that should be soaked often in the solution and wrung out well