

Material: **Porcelain** | Appearance: **Timber** | Application: **Walls and floors**

3

Colours

1

Finish

4

Tile sizes







# Beton Vein

Timber effect planks with unique concrete veining. Available in four neutral wood shades, each with a V3 high shade variation for an authentic effect.





Shade variation: V3 - High





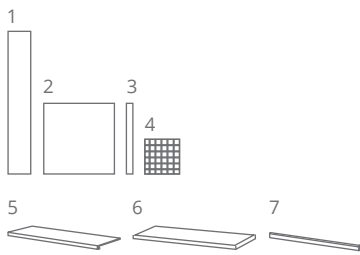
PEAA42320    PEAA42320DEC    PEAA42321    PEAA42321DEC    PEAA42322    PEAA42322DEC



PEAA42323    PEAA42323DEC

\*DEC only available in 600x600

SIZES (mm)		>  <	FINISHES
1	200x1200	9.5mm	NAT (R10/B)
3	600x600 DEC*	9.5mm	NAT (R10/B)
2	65x600	9.5mm	NAT (R10/B)
4	50x50 MOS on 300x300 MESH	9.5mm	NAT (R10/B)
5	GRADONE STEP 330x1200x32	9.5mm	NAT (R10/B)
6	CORNER TILE 330x1200x32x32	9.5mm	NAT (R10/B)
7	SKIRTING 46x1200	9.5mm	NAT (R10/B)



LRV and PTV values can vary batch to batch, please contact for advice.  
Switch colours may vary, samples should be requested.



ERA42322 ERA42322DEC

Material: **Porcelain** | Appearance: **Timber** | Application: **Walls and floors**



# Beton Vein



Above  
Floor: ERA42321

Right  
Floor: ERA42322  
Wall: ERA42322 ERA42322DEC



Above  
Floor: ERA42323  
Wall: ERA42323DEC

LRV and PTV values can vary batch to batch, please contact for advice.  
Swatch colours may vary, samples should be requested.

[www.grestec.co.uk](http://www.grestec.co.uk) | T: 0345 130 2241 | E: [sales@grestec.co.uk](mailto:sales@grestec.co.uk)

Find us on:    



# Beton Vein

## Technical data sheet - ISO 10545 average values

3	Water absorption	Conforms
4	Bending strength	>42N/mm <sup>2</sup>
8	Coefficient of linear thermal expansion	≥ 2000 N
12	Frost resistance	Conforms
13	Chemical resistance	A - LA - HA
14	Stain resistance	Class 5
	Slip resistance	NAT R10/B

## Sustainability information



## Cleaning and maintenance advice

### Initial washing

The initial washing is fundamental for good treatment results. The initial washing is aimed at removing any laying residues and building grime.

Product: Deterdek Pro

### Routine maintenance

The aim of the routine maintenance is to remove dirt and scuff marks. Must be carried out regularly.

Product: Cleaner Pro

### Special maintenance

Special maintenance is carried out in case of very stubborn dirt, when the routine maintenance is not enough to restore the original look of the surface.

Product: PS/87 Pro

Please see [www.filasolutions.com](http://www.filasolutions.com) for methods of use, dilution and coverage.