

Material: **Porcelain** | Appearance: **Terrazzo** | Application: **Walls and floor**

# Petri

Petri porcelain tiles offer a modern twist on terrazzo. The range combines six concrete base colours together with three speckled variants.



Shade variation: V3 - High



PERM42314T1 LRV 60	PERM42315T1 LRV 22	PERM42316T1 LRV 9	PERM42317T1 LRV 17	PERM42318T1	PERM42319T1 LRV 35
PERM42314T2 LRV 59	PERM42315T2 LRV 21	PERM42316T2 LRV 11	PERM42317T2 LRV 17	PERM42318T2 LRV 19	PERM42319T2
PERM42314T3 LRV 59	PERM42315T3 LRV 13	PERM42316T3 LRV 10	PERM42317T3 LRV 24	PERM42318T3 LRV 24	PERM42319T3 LRV 36
PERM42314T4 LRV 57	PERM42315T4	PERM42316T4 LRV 9	PERM42317T4	PERM42318T4	PERM42319T4 LRV 23



Petri ERM42314T1 ERM42314T2 ERM42314T3

24  
Colours

2  
Finishes

6  
Tile sizes

LRV and PTV values can vary batch to batch, please contact for advice.

Swatch colours may vary, samples should be requested.

Find us on:



www.grestec.co.uk | T: +44 (0)345 130 2241 | E: sales@grestec.co.uk

Material: **Porcelain** | Appearance: **Terrazzo** | Application: **Walls and floor**

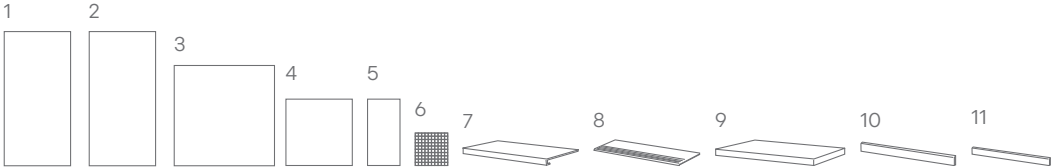
# Petri







PetriERM4231/T1 ERM4231/T2 ERM4231/T3

## Formats

	Sizes (mm)	>  <	Finishes		T1	T2	T3	T4
1	600x1200	9.5mm	NAT R10	-	●	●	●	●
2	600x1200	9.5mm	-	AS R11/C	●			
3	900x900	9.5mm	NAT R10	-	●	●		
4	600x600	9.5mm	NAT R10	-	●	●	●	●
5	300x600	9.5mm	NAT R10	-	●	●	●	●
6	30x30 MOS on 300x300 MESH	9.5mm	NAT R10	-	●			
7	330x1200x32x32 STB	9.5mm	NAT R10	-	●			
8	330x1200 STA	9.5mm	NAT R10	-	●			
9	330x1200x32x32 L/R CORNER TILE	9.5mm	NAT R10	-	●	●	●	●
10	70x600 SK	9.5mm	NAT R10	-	●			
11	46x900 SK	9.5mm	NAT R10	-	●			



LRV and PTV values can vary batch to batch, please contact for advice.  
Swatch colours may vary, samples should be requested.

www.grestec.co.uk | T: 0345 130 2241 | E: sales@grestec.co.uk  
Find us on:    




Material: **Porcelain** | Appearance: **Terrazzo** | Application: **Walls and floor**

# Petri



Above  
Petri ERM42314T1 ERM42314T2 ER-  
M42316T1 ERM42316T3

Right  
Petri ERM42315T1 ERM42315T2 ER-  
M42315T3



Above  
Petri ERM42318T1 ERM42318T2 setting (1)

LRV and PTV values can vary batch to batch, please contact for advice.  
Swatch colours may vary, samples should be requested.

[www.grestec.co.uk](http://www.grestec.co.uk) | T: 0345 130 2241 | E: [sales@grestec.co.uk](mailto:sales@grestec.co.uk)

Find us on:    

Material: **Porcelain** | Appearance: **Terrazzo** | Application: **Walls and floor**

# Petri

## Technical data sheet - ISO 10545 average values

3	Water absorption	Conforms
4	Modulus of rupture	>45N/mm <sup>2</sup>
4	Breaking strength	10mm: ≥ 2000 N 20mm ≥ 12000 N
12	Frost resistance	Conforms
13	Chemical resistance	A - LA - HA
14	Frost resistance	Class 5
	Slip resistance DIN 51130/ DIN 51097	NAT R10 AS R11/C

## Sustainability information



## Cleaning and maintenance advice

### Initial washing

The initial washing is fundamental for good treatment results. The initial washing is aimed at removing any laying residues and building grime.

Product: Deterdek Pro

### Routine maintenance

The aim of the routine maintenance is to remove dirt and scuff marks. Must be carried out regularly.

Product: Cleaner Pro

### Special maintenance

Special maintenance is carried out in case of very stubborn dirt, when the routine maintenance is not enough to restore the original look of the surface.

Product: PS/87 Pro

Please see [www.filasolutions.com](http://www.filasolutions.com) for methods of use, dilution and coverage.