

Material: **Porcelain** | Appearance: **Natural stone** | Application: **Walls and Floors**

10 Colours 4 Finishes 12 Tile sizes

Norra

Norra offers a complete range suitable for high traffic areas. Modular sizes, ten stone effect colours and four finishes. Norra is suitable for both wall and floor applications, internally and externally.




Shade variation: V3 High



ERG41733
LRV 61




ERG41714
LRV 43



ERG41713
LRV 18



ERG41711
LRV 12



ERG41728
LRV 8



ERG41734
LRV 49




ERG41715
LRV 50




ERG41735
LRV 21



ERG41736
LRV 16



ERG41737
LRV 9



LRV and PTV values can vary batch to batch, please contact for advice. Swatch colours may vary, samples should be requested.

www.grestec.co.uk | T: 0345 130 2241 | E: sales@grestec.co.uk
Find us on:



Norra



Formats

	Sizes (mm)	> <	Finishes			
1	597x1190	10.8mm	NAT (R10)	STR (R12/C)	HAM (R11/C)	POL
2	297x1190	10.8mm	NAT (R10)	STR (R12/C)	HAM (R11/C)	POL
3	890x890	10.8mm	NAT (R10)	STR (R12/C)	HAM (R11/C)	POL **
4	297x890	10.8mm	NAT (R10)	STR (R12/C)	HAM (R11/C)	POL **
5	597x597	10.8mm	NAT (R10)	STR (R12/C)	HAM (R11/C)	POL
6	297x597	10.8mm	NAT (R10)	STR (R12/C)	HAM (R11/C)	POL
7	147x597	10.8mm	NAT (R10)	STR (R12/C)	HAM (R11/C)	POL
8	97x597	10.8mm	NAT (R10)	STR (R12/C)	HAM (R11/C)	POL
9	147x147 MOS on 297x297 MESH**	10.8mm	NAT (R10)	STR (R12/C)	HAM (R11/C)	POL
10	97x97 MOS on 297x297 MESH	10.8mm	NAT (R10)	STR (R12/C)	HAM (R11/C)	POL
11	35x147 MOS on 297x297 MESH	10.8mm	NAT (R10)	STR (R12/C)	HAM (R11/C)	POL
12	35x35 MOS on 297x297 MESH	10.8mm	NAT (R10)	STR (R12/C)	HAM (R11/C)	POL
13	70x890, 70x597 SK	10.8mm	NAT (R10)	STR (R12/C)	HAM (R11/C)	POL





Norra





Norra

Technical data sheet - ISO 10545 average values

<div style="background-color: #444; color: white; border-radius: 50%; width: 30px; height: 30px; display: flex; align-items: center; justify-content: center; margin-bottom: 10px;">2</div>	Length and width Thickness Straightness of sides Rectangularity Flatness	± 0,3% ± 3% ± 0,3% ± 0,3% ± 0,3%
<div style="background-color: #444; color: white; border-radius: 50%; width: 30px; height: 30px; display: flex; align-items: center; justify-content: center; margin-bottom: 10px;">3</div>	Water absorption	≤ 0,1%
<div style="background-color: #444; color: white; border-radius: 50%; width: 30px; height: 30px; display: flex; align-items: center; justify-content: center; margin-bottom: 10px;">4</div>	Modulus of rupture Breaking strength	≥ 45 N/mm ² ≥ 2500 N
<div style="background-color: #444; color: white; border-radius: 50%; width: 30px; height: 30px; display: flex; align-items: center; justify-content: center; margin-bottom: 10px;">6</div>	Deep abrasion resistance	≥ 7X10-6 / K-1
<div style="background-color: #444; color: white; border-radius: 50%; width: 30px; height: 30px; display: flex; align-items: center; justify-content: center; margin-bottom: 10px;">9</div>	Thermal shock resistance	Resistant
<div style="background-color: #444; color: white; border-radius: 50%; width: 30px; height: 30px; display: flex; align-items: center; justify-content: center; margin-bottom: 10px;">12</div>	Frost resistance	Resistant
<div style="background-color: #444; color: white; border-radius: 50%; width: 30px; height: 30px; display: flex; align-items: center; justify-content: center; margin-bottom: 10px;">13</div>	Chemical resistance Acids & alkalis Household chemicals & swimming pools	Class HA Class A
<div style="background-color: #444; color: white; border-radius: 50%; width: 30px; height: 30px; display: flex; align-items: center; justify-content: center; margin-bottom: 10px;">14</div>	Stain resistance	Class 4
<div style="background-color: #444; color: white; border-radius: 50%; width: 30px; height: 30px; display: flex; align-items: center; justify-content: center; margin-bottom: 10px;"></div>	Slip resistance	NAT R10 STR R12/C HAM R11/C

LRV and PTV values can vary batch to batch, please contact for advice.
 Swatch colours may vary, samples should be requested.

Sustainability information



Cleaning and maintenance advice

Initial washing

The initial washing is fundamental for good treatment results. The initial washing is aimed at removing any laying residues and building grime.
 Product: Deterdek Pro

Routine maintenance

The aim of the routine maintenance is to remove dirt and scuff marks. Must be carried out regularly.
 Product: Cleaner Pro

Special maintenance

Special maintenance is carried out in case of very stubborn dirt, when the routine maintenance is not enough to restore the original look of the surface.
 Product: PS/87 Pro

Please see www.filasolutions.com for methods of use, dilution and coverage.