

NAVE NEW




Nave New embodies sophistication and simplicity, whilst replicating the aesthetics of natural cement. Nave New is available in six neutral colours, ranging from cool to warm tones, and thirteen sizes, together with an external 20mm thick option, which makes it suitable for seamless interior and exterior design, as well as suitability in almost all commercial situations.



V3 high shade variation



PGW33464
LRV: 54



PGW33464THK
LRV: 54



PGW33461
LRV: 31



PGW33461THK
LRV: 31



PGW33459
LRV: 13



PGW33459THK
LRV: 13



PGW33463
LRV: 39




PGW33463THK
LRV: 39



PGW33462
LRV: 39



PGW33462THK
LRV: 39



PGW33460
LRV: 19



PGW33460THK
LRV: 19

*1000x1000 THK IS ONLY AVAILABLE IN PGW33459THK, PGW33461THK + PGW33463THK

	SIZES (mm)	> <	FINISHES		
2	1200x1200	6mm	NAT (R10) / PTV L ●	-	-
4	1000x1500	6mm	NAT (R10) / PTV L ●	-	-
5	750x1500	6mm	NAT (R10) / PTV L ●	-	-
6	600x1200	8mm	NAT (R10) / PTV L ●	UM (R11/B) / PTV L ●	-
7	600x1200 THK	20mm	-	-	THK (R11/B)
8	1000x1000	6mm	NAT (R10) / PTV L ●	-	-
9	1000x1000 THK *	20mm	-	-	THK (R11/B)
10	750x750	6mm	NAT (R10) / PTV L ●	-	-
11	600x600	8mm	NAT (R10) / PTV L ●	UM (R11/B) / PTV L ●	-
12	600x600 THK	20mm	-	-	THK (R11/B)
13	300x600	8mm	NAT (R10) / PTV L ●	UM (R11/B) / PTV L ●	-
14	50x50 MOS on 300x300	8mm	NAT (R10) / PTV L ●	-	-
15	30x30 MOS on 300x300	8mm	NAT (R10) / PTV L ●	-	-
16	65x1000 / 65x750 SK	6mm	NAT (R10) / PTV L ●	-	-
17	70x600 SK	8mm	NAT (R10) / PTV L ●	-	-
16	375x1500 / 375x750 ST	6mm	NAT (R10) / PTV L ●	-	-
17	300x600 / 300x1000 / 300x1200 ST	8mm	NAT (R10) / PTV L ●	-	-

LRV and PTV values can vary batch to batch, please contact for advice.
Swatch colours may vary, samples should be requested.

Find us on:



www.grestec.co.uk | T: +44 (0)345 130 2241 | E: sales@grestec.co.uk


NAVE NEW WEAVE




Nave New embodies sophistication and simplicity, whilst replicating the aesthetics of natural cement. Nave New is available in six neutral colours, ranging from cool to warm tones, and thirteen sizes, together with an external 20mm thick option, which makes it suitable for seamless interior and exterior design, as well as suitability in almost all commercial situations.



V3 high shade variation



PGW33464WE



PGW33461WE



PGW33459WE



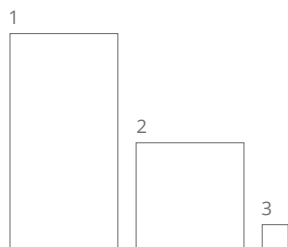
PGW33463WE



PGW33462WE



PGW33460WE



	SIZES (mm)	> <	FINISHES
1	600x1200	8mm	WE (R10)
2	600x600	8mm	WE (R10)
3	150x150	8mm	WE (R10)

LRV and PTV values can vary batch to batch, please contact for advice.
Swatch colours may vary, samples should be requested.

Find us on:



www.grestec.co.uk | T: +44 (0)345 130 2241 | E: sales@grestec.co.uk



LONDON STUDIOS

Grestec has its own Tile Studios in London where architects and designers can visit to discover the latest tile ranges and concepts.

Full of new and existing collections suitable for all situations; commercial, retail and residential. Our studio spaces are an excellent environment for ideas, solutions and project discussions, with plentiful samples to take away immediately or simply order for next day delivery. Further details can be found on our website.

STUDIO 329 (APPOINTMENT ONLY)
Business Design Centre, 52 Upper Street,
Islington, London, N1 0QH

POP-UP STUDIO (UNMANNED/ WALK-INS)
The Building Centre, 26 Store Street,
London, WC1E 7BT



TECHNICAL DATA SHEET - ISO 10545 AVERAGE VALUES

2	Sizes	± 0.2 % Length + width ± 5 % Thickness ± 0.2 % Straightness of edges ± 0.2 % Wedging ± 0.2 % Warpage	9	Resistance to thermal shock	Resistant
3	Water absorption	< 0,05%	12	Frost resistance	Resistant
4	Bending strength	> 42 N/mm ²	13	Chemical resistance	Resistant
6	Resistance to deep abrasion	≤ 140 mm ³	14	Stain resistance	Class 5
8	Coefficient of linear thermal expansion	7 MK-1		Slip resistance DN 51130/ DN 51097	Natural (NAT): R10 Ultra Matt (UM): R11/B 20MM thick (THK): R11/B

SUSTAINABILITY INFORMATION



CLEANING + MAINTENANCE ADVICE

INITIAL WASHING

The initial washing is fundamental for good treatment results. The initial washing is aimed at removing any laying residues and building grime.

Product: Deterdek

ROUTINE MAINTENANCE

The aim of the routine maintenance is to remove dirt and scuff marks. Must be carried out regularly.

Product: Cleaner Pro

SPECIAL MAINTENANCE

Special maintenance is carried out in case of very stubborn dirt, when the routine maintenance is not enough to restore the original look of the surface.

Product: Fila PS/87

Please see www.filasolutions.com for methods of use, dilution and coverage.

