

SWIFT


- Elongated hexagons
- Suitable for internal wall applications
- V3 high shade variation



www.grestec.co.uk / T: 0345 130 2241



QTP45615
LRV: 84



QTP45616
LRV: 55



QTP45617
LRV: 50



QTP45618
LRV: 40



QTP45619
LRV: 47




QTP45620
LRV: 39


DECORS MIX




QTP45615-DEC
LRV: 84




QTP45616-DEC
LRV: 55



QTP45617-DEC
LRV: 50



QTP45618-DEC
LRV: 40



QTP45619-DEC
LRV: 47



QTP45620-DEC
LRV: 39

1





	SIZES (mm)	THICKNESS	FINISH
1	65x330 LOZ	9mm	GLOSS

LRV VALUES VARY BATCH TO BATCH PLEASE CONTACT FOR ADVICE. PRINT COLOURS MAY VARY, PLEASE REQUEST SAMPLES.

FIND US ON:    





TECHNICAL SPECIFICATION

TECHNICAL CHARACTERISTIC	STANDARD	AVERAGE VALUES	
Sizes	ISO 10545-2	Length & width	Conforms
		Thickness	Conforms
		Straightness of sides	Conforms
		Regularity	Conforms
		Surface flatness	Conforms
Water absorption	ISO 10545-3	Conforms	
Breaking of rupture	ISO 10545-4	Conforms	
Modulus of rupture	ISO 10545-4	Conforms	
Thermal Shock Resistance	ISO 10545-9	Resistant	
Crazing resistance	ISO 10545-11	Resistant	
Chemical Resistance	ISO 10545-13	Guaranteed	
Stain Resistance	ISO 10545-14	Class 5	
Shade variation	-	V3	

CLEANING + MAINTENANCE ADVICE

INITIAL WASHING

The initial washing is fundamental for good treatment results. The initial washing is aimed at removing any laying residues and building grime.

Product	Filacleaner (Diluted 1:10 in warm water)
Equipment	Cloth
Procedure	<ul style="list-style-type: none"> • Clean off cement stains from grouting and other building work, which once hardened, will not be removed during any normal cleaning procedure. • Clean off wall tiling with a dry cloth when joints are hard.

ROUTINE MAINTENANCE

The aim of the routine maintenance is to remove dirt and scuff marks. Must be carried out regularly.

Product	Filacleaner (Diluted 1:5 in warm water)
Equipment	Cloth
Procedure	<ul style="list-style-type: none"> • Remove dust with a dry cloth • Dilute Filacleaner in warm water • Regularly soak cloth wet with the solution and wring out well before covering tiles.