

Rue

- Stone effect
- Suitable for floor + wall applications
- 40% recycled

4
COLOURS2
FINISHES7
TILE SIZES

GRESTEC.CO.UK / 0345 130 2241




AEE42264



AEE42265

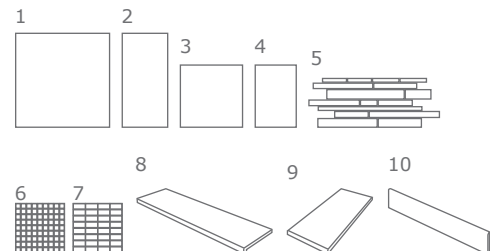


AEE42266



AEE42267

	SIZES (MM)	THICKNESS	FINISHES	
1	900x900	11MM	NAT (R10) / 36PTV	-
2	450x900	11MM	NAT (R10) / 36PTV	-
3	600x600	10MM	NAT (R10) / 36PTV	GRIP (R11/C)
4	300x600	10MM	NAT (R10) / 36PTV	-
5	300x600 MOS	-	NAT (R10) / 36PTV	-
6	300x300 MOS	-	NAT (R10) / 36PTV	-
7	31x72.5 MOS on 300x300 MESH	-		
8	STEPTREAD 350x600	-	NAT (R10) / 36PTV	-
9	ANGOLO 350x350	-	NAT (R10) / 36PTV	-
10	SKIRTING 100x600	-	NAT	-





REQUEST SAMPLES, PRINT COLOURS MAY VARY. FIND US ON:



40%



Grestec



TECHNICAL SPECIFICATION

TECHNICAL CHARACTERISTIC	STANDARD	AVERAGE VALUES
Water absorption	ISO 10545-3	<0.04%
Bending strength	ISO 10545-4	>50N/mm ²
Deep abrasion resistance	ISO 10545-6	<145mm ³
Coefficient of linear thermal expansion	ISO 10545-8	a<7x10-6/°C
Thermal Shock Resistance	ISO 10545-9	Resistant
Frost resistance	ISO 10545-12	Resistant
Chemical Resistance	ISO 10545-13	UHA, ULA resistant
Stain Resistance	ISO 10545-14	Class 5
Slip resistance	DIN 51130	NAT- R10 (36 PTV) GRIP- R11/C

CLEANING + MAINTENANCE ADVICE

INITIAL WASHING

The initial washing is fundamental for good treatment results. The initial washing is aimed at removing any laying residues and building grime.

Product	Deterdek (1:5 diluted in water)
Coverage	Deterdek (5 l per 100m ²)
Equipment	Single-disc professional floor cleaner, liquid vacuum cleaner and cloth
Procedure	<ul style="list-style-type: none"> • After the floor is swept and soaked with water, spread the diluted Deterdek onto the floor. • Then scour with single-disc professional cleaner • Vacuum the residue, rinse the floor well and then mop with a liquid vacuum cleaner or a cloth.

ROUTINE MAINTENANCE

The aim of the routine maintenance is to remove dirt and scuff marks. Must be carried out regularly.

Product	Filacleaner (Diluted 1:50 in warm water)
Equipment	Cloth or mop (For large areas the use of a cleaning machine is recommended)
Procedure	<ul style="list-style-type: none"> • Dilute Filacleaner in warm water • Wipe a cloth wet with the solution over the floor • Rinse the floor in case of concentrated solutions of Filacleaner

SPECIAL MAINTENANCE

Special maintenance is carried out in case of very stubborn dirt, when the routine maintenance is not enough to restore the original look of the surface.

Product	Fila PS/87 (1:5 diluted in water)
Coverage	5 l per 100m ² (when diluted 1:5)
Procedure	<ul style="list-style-type: none"> • Dilute Fila PS/87 in 1:5 in water • Apply to the floor previously soaked with water and leave for a few minutes • Scrub with a single disc professional cleaner • Mop up residue with a liquid vacuum cleaner or cloth