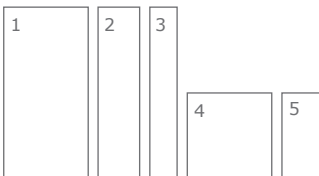


# Arizona Concrete

- Exclusively by Grestec
- Made in collaboration with Diesel Living + Iris Ceramica
- Industrial style





4  
COLOURS3  
FINISHES5  
TILE SIZES

GRESTEC.CO.UK / 0345 130 2241

STEEL  
LRV: 47GREIGE  
LRV: 32ANTHRACITE  
LRV: 15BLACK  
LRV: 11

	SIZES (MM)	THICKNESS	FINISHES		
1	600x1200	9MM	SMOOTH (R10)	ROUGH (R10)	HEAVY (R11)
2	300x1200	9MM	SMOOTH (R10)	ROUGH (R10)	HEAVY (R11)
3	200x1200	9MM	SMOOTH (R10)	ROUGH (R10)	HEAVY (R11)
4	600x600	9MM	SMOOTH (R10)	ROUGH (R10)	HEAVY (R11)
5	300x600	9MM	SMOOTH (R10)	ROUGH (R10)	HEAVY (R11)

LRV VALUES CAN VARY BATCH TO BATCH, PLEASE CONTACT FOR SPECIFIC ADVICE.

SWATCH COLOURS MAY VARY, SAMPLES SHOULD BE REQUESTED. FIND US ON:    

## TECHNICAL SPECIFICATION

TECHNICAL CHARACTERISTIC	STANDARD	AVERAGE VALUES	
Sizes	ISO 10545-2	Length + width	+/- 0.2%
		Thickness	+/- 2%
		Linearity	+/- 0.2%
		Wedging	+/- 0.2%
		Warpage	+/- 0.2%
Water absorption	ISO 10545-3	<0.1%	
Modulus of rupture	ISO 10545-4	50 N/mm <sup>2</sup>	
Breaking strength	ISO 10545-4	>1700N	
Coefficient of linear thermal expansion	ISO 10545-8	6.5x10 <sup>-6</sup> oC <sup>-1</sup>	
Resistance to thermal shock	ISO 10545-9	Conforms	
Frost resistance	ISO 10545-12	Frost-proof	
Resistance to chemical products	ISO 10545-13	Conforms	
Resistance to stains	ISO 10545-14	Conforms	
Slip resistance (Shod)	DIN 51130	Smooth: R10 Rough: R10 Structured: R11	

## CLEANING + MAINTENANCE ADVICE

### INITIAL WASHING

The initial washing is fundamental for good treatment results. The initial washing is aimed at removing any laying residues and building grime.

Product	Deterdek (1:5 diluted in water)
Coverage	Deterdek (5 l per 100m <sup>2</sup> )
Equipment	Single-disc professional cleaner, liquid vacuum cleaner and cloth
Procedure	<ul style="list-style-type: none"> <li>• After the floor is swept and soaked with water, spread the diluted Deterdek onto the floor.</li> <li>• Then scour with single-disc professional polisher.</li> <li>• Vacuum the residue, rinse the floor well and then mop with a liquid vacuum cleaner or a cloth.</li> </ul>

### ROUTINE MAINTENANCE

The aim of the routine maintenance is to remove dirt and scuff marks. Must be carried out regularly.

Product	Filacleaner (Diluted 1:50 in warm water)
Equipment	Cloth or mop (For large areas the use of a cleaning machine is recommended)
Procedure	<ul style="list-style-type: none"> <li>• Dilute Filacleaner in warm water</li> <li>• Wipe a cloth wet with the solution over the floor</li> <li>• Rinse the floor in case of concentrated solutions of Filacleaner</li> </ul>

### SPECIAL MAINTENANCE

Special maintenance is carried out in case of very stubborn dirt, when the routine maintenance is not enough to restore the original look of the surface.

Product	Fila PS/87 (1:5 diluted in water)
Coverage	5 l per 100m <sup>2</sup> (when diluted 1:5)
Procedure	<ul style="list-style-type: none"> <li>• Dilute Fila PS/87 in 1:5 in water</li> <li>• Apply to the floor previously soaked with water and leave for a few minutes</li> <li>• Scrub with a single disc professional cleaner</li> <li>• Mop up residue with a liquid vacuum cleaner or cloth</li> </ul>