

POWDER

- Neutral shades
- Suitable for wall + floor applications
- V2 shade variation 

4

COLOURS

1

FINISH


1

TILE SIZE

www.grestec.co.uk | T: +44 (0) 345 130 2241 | E: sales@grestec.co.uk



TSD43874



TSD43875




TSD43876



TSD43877

1



	SIZES (mm)	> <	FINISH
1	150x150	8.5mm	NAT (R10)


PTV & LRV VALUES VARY BATCH TO BATCH PLEASE CONTACT FOR ADVICE. PRINT COLOURS MAY VARY, PLEASE REQUEST SAMPLES.

FIND US ON:    





TECHNICAL SPECIFICATION

TECHNICAL CHARACTERISTICS	STANDARD	AVERAGE VALUES
Water absorption	ISO 10545-3	Conforms
Sizes	ISO 10545-2	Conforms
Bending strength	ISO 10545-4	Conforms
Abrasion resistance	ISO 10545-7	From 4 to 5
Thermal expansion coefficient	ISO 10545-8	<9MK-1
Resistance to thermal shock	ISO 10545-9	Resistant
Frost resistance	SO 10545-12	Resistant
Resistance to chemical products	ISO 10545-13	From GLA to GLB
Resistance to staining	ISO 10545-14	Class 5
Shade variation	-	V2 - Moderate 
Slip resistance (Shod)	DIN 51130	NAT- R10

SUSTAINABILITY INFORMATION

MATERIAL	RECYCLED CONTENT
Porcelain tiles	At least 16%



CLEANING + MAINTENANCE ADVICE

INITIAL WASHING

The initial washing is fundamental for good treatment results. The initial washing is aimed at removing any laying residues and building grime.

Product	Deterdek (1:5 diluted in water)
Coverage	Deterdek (5 l per 100m ²)
Equipment	Single-disc professional floor cleaner, liquid vacuum cleaner and cloth
Procedure	<ul style="list-style-type: none"> • After the floor is swept and soaked with water, spread the diluted Deterdek onto the floor. • Then scour with single-disc professional cleaner • Vacuum the residue, rinse the floor well and then mop with a liquid vacuum cleaner or a cloth.

ROUTINE MAINTENANCE

The aim of the routine maintenance is to remove dirt and scuff marks. Must be carried out regularly.

Product	Filacleaner (Diluted 1:50 in warm water)
Equipment	Cloth or mop (For large areas the use of a cleaning machine is recommended)
Procedure	<ul style="list-style-type: none"> • Dilute Filacleaner in warm water • Wipe a cloth wet with the solution over the floor • Rinse the floor in case of concentrated solutions of Filacleaner

SPECIAL MAINTENANCE

Special maintenance is carried out in case of very stubborn dirt, when the routine maintenance is not enough to restore the original look of the surface.

Product	Fila PS/87 (1:5 diluted in water)
Coverage	5 l per 100m ² (when diluted 1:5)
Procedure	<ul style="list-style-type: none"> • Dilute Fila PS/87 in 1:5 in water • Apply to the floor previously soaked with water and leave for a few minutes • Scrub with a single disc professional cleaner • Mop up residue with a liquid vacuum cleaner or cloth