

Exosphere


- Stone effect
- Large format
- Neutral shades

6
COLOURS


2
FINISHES

6
TILE SIZES


GRESTEC.CO.UK / 0345 130 2241




LDL2970
LRV: 74




LDL2982
LRV: 60



LDL2980
LRV: 44



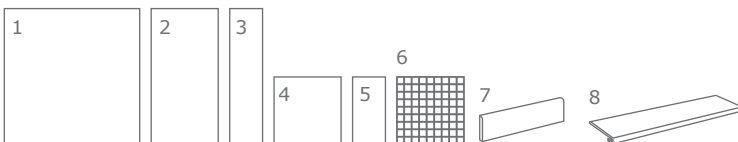
LDL2981
LRV: 34



LDL2975
LRV: 15



LDL2976
LRV: 10




	SIZE (MM)	THICKNESS	FINISHES	
1	1200x1200	10.5MM	NAT (R10)	LAP
2	600x1200	10.5MM	NAT (R10)	LAP
4	600x600	10.5MM	NAT (R10)	LAP
5	300x600	10.5MM	NAT (R10)	-
6	31x31 MOS on 300x300 MESH	10.5MM	NAT (R10)	-
7	95x600 SKIRTING	10.5MM	NAT	LAP

LRV VALUES VARY BATCH TO BATCH PLEASE CONTACT FOR ADVICE. PRINT COLOURS MAY VARY, PLEASE REQUEST SAMPLES.

FIND US ON:





FIND US ON:



TECHNICAL SPECIFICATION

TECHNICAL CHARACTERISTIC	STANDARD	AVERAGE VALUES	
Water absorption	ISO 10545-3	0.05%	
Sizes	ISO 10645-2	Length and width	± 0.3 %
		Thickness	± 4 %
		Straightness of sides	± 0.5 %
		Orthogonality	± 0.3 %
		Planarity	± 0.3 %
Flexural resistance	ISO 10645-5	50 N/mm ²	
Deep abrasion resistance	ISO 10545-6	140mm ³	
Coefficient of linear thermal expansion	ISO 10545-8	7x10 ⁻⁶ °C ⁻¹	
Resistance to thermal shock	ISO 10545-9	Resistant	
Frost resistance	ISO 10545-12	Frost proof	
Resistance to chemical products	ISO 10545-13	Min. UB	
Resistance to stains	ISO 10545-14	Class 3	
Colour stability to light	DIN 51094	Conforms	
Slip resistance	DIN 51130	Natural: R10	

CLEANING + MAINTENANCE ADVICE

INITIAL WASHING

The initial washing is fundamental for good treatment results. The initial washing is aimed at removing any laying residues and building grime.

Product	Deterdek (1:5 diluted in water)
Coverage	Deterdek (5 l per 100m ²)
Equipment	Single-disc professional cleaner, liquid vacuum cleaner and cloth
Procedure	<ul style="list-style-type: none"> • After the floor is swept and soaked with water, spread the diluted Deterdek onto the floor. • Then scour with single-disc professional cleaner • Vacuum the residue, rinse the floor well and then mop with a liquid vacuum cleaner or a cloth.

ROUTINE MAINTENANCE

The aim of the routine maintenance is to remove dirt and scuff marks. Must be carried out regularly.

Product	Filacleaner (Diluted 1:50 in warm water)
Equipment	Cloth or mop (For large areas the use of a cleaning machine is recommended)
Procedure	<ul style="list-style-type: none"> • Dilute Filacleaner in warm water • Wipe a cloth wet with the solution over the floor • Rinse the floor in case of concentrated solutions of Filacleaner

SPECIAL MAINTENANCE

Special maintenance is carried out in case of very stubborn dirt, when the routine maintenance is not enough to restore the original look of the surface.

Product	Fila PS/87 (1:5 diluted in water)
Coverage	5 l per 100m ² (when diluted 1:5)
Procedure	<ul style="list-style-type: none"> • Dilute Fila PS/87 in 1:5 in water • Apply to the floor previously soaked with water and leave for a few minutes • Scrub with a single disc professional cleaner • Mop up residue with a liquid vacuum cleaner or cloth

FIND US ON:

