

CASCADE

4

COLOURS

4

FINISHES


18

TILE SIZES

Cascade's surface replicates the iridescent effects typical of sedimentary rocks, with irregularities and stunning variations of colour. The colours, in grey scale, vary from the lightest to the darkest tone, recalling the natural oxidation process of the stone. Cascade is EPD verified and contains 40% recycled material.




V3 high shade variation




AEW40515
LRV: 40



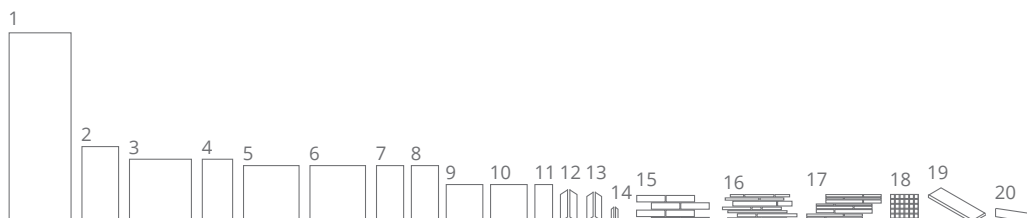
AEW40516
LRV: 29



AEW40517
LRV: 14

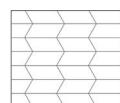


AEW40518
LRV: 5

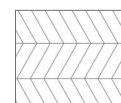


	SIZES (mm)	> <	FINISHES		
1	1000x3000	5.5mm	NAT (R10/B)	-	-
2	600x1200	9.5mm	NAT (R10/B)	LAP	-
3	1000x1000	5.5mm	NAT (R10/B)	-	-
4	500x1000	5.5mm	NAT (R10/B)	-	-
5	900x900 THK	20mm	-	-	THK (R11/C)
6	900x900	9.5mm	NAT (R10/B)	LAP	-
7	450x900 THK	20mm	-	-	THK (R11/C)
8	450x900	9.5mm	NAT (R10/B)	LAP	-
9	600x600 THK	20mm	-	-	THK (R11/C)
10	600x600	9.5mm	NAT (R10/B)	LAP	AS (R11/C)
11	300x600	9.5mm	NAT (R10/B)	LAP	-
12	145x498 CHEV	9.5mm	NAT (R10/B)	-	-
13	169x392 CHEV	9.5mm	NAT (R10/B)	-	-
14	83x195 CHEV	9.5mm	NAT (R10/B)	-	-
15	300x600 BRICK	9.5mm	NAT (R10/B)	LAP	-
16	300x600 MURETTO	9.5mm	NAT (R10/B)	LAP	-
17	300x600 MURETTO 3D	9.5mm	NAT (R10/B)	LAP	-
18	50x50 MOS on 300x300 MESH	9.5mm	NAT (R10/B)	LAP	-
19	350x1200 STEPTREAD	9.5mm	NAT (R10/B)	LAP	-
20	100x600 SKIRTING	9.5mm	NAT (R10/B)	LAP	-

LAYING SUGGESTIONS




ARROW
169x392 CHEV R-50%
169x392 CHEV L-50%



CHEVRON
CHEV R (RIGHT)
CHEV L (LEFT)



BASKET
169x392 CHEV L-67%
83x195 CHEV R-33%




TWIST
169x392 CHEV R

LRV and PTV values can vary batch to batch, please contact for advice.
Swatch colours may vary, samples should be requested.

Find us on:



www.grestec.co.uk | T: +44 (0)345 130 2241 | E: sales@grestec.co.uk



LONDON STUDIOS

Grestec has its own Tile Studios in London where architects and designers can visit to discover the latest tile ranges and concepts.

Full of new and existing collections suitable for all situations; commercial, retail and residential. Our studio spaces are an excellent environment for ideas, solutions and project discussions, with plentiful samples to take away immediately or simply order for next day delivery. Further details can be found on our website.

STUDIO 329 (APPOINTMENT ONLY)
Business Design Centre, 52 Upper Street,
Islington, London, N1 0QH

POP-UP STUDIO (UNMANNED/ WALK-INS)
The Building Centre, 26 Store Street,
London, WC1E 7BT



TECHNICAL DATA SHEET - ISO 10545 AVERAGE VALUES

3	Water absorption	0.05%	13	Chemical resistance	ULA- UHA Resistant
4	Bending strength	2500N	14	Stain resistance	Class 5
6	Resistance to deep abrasion	145 mm ³		Slip resistance DIN 51130 Slip resistance DIN 51097	R10/B
8	Linear thermal expansion	$\alpha < 7 \cdot 10^{-6} \text{ }^{\circ}\text{C}^{-1}$		Shade variation	V3 high shade variation
12	Frost resistance	Resistant			

SUSTAINABILITY INFORMATION



CLEANING + MAINTENANCE ADVICE

INITIAL WASHING

The initial washing is fundamental for good treatment results. The initial washing is aimed at removing any laying residues and building grime.

Product: Deterdek

ROUTINE MAINTENANCE

The aim of the routine maintenance is to remove dirt and scuff marks. Must be carried out regularly.

Product: FilaCleaner

SPECIAL MAINTENANCE

Special maintenance is carried out in case of very stubborn dirt, when the routine maintenance is not enough to restore the original look of the surface.

Product: Fila PS/87

Please see www.filasolutions.com for methods of use, dilution and coverage.

