

# Dentro

- Hand-crafted style
- Hand-drawn lines effect
- Suitable for internal wall applications

10  
COLOURS


1  
FINISH

1  
TILE SIZE


GRESTEC.CO.UK / 0345 130 2241




SIV42943




SIV42944



SIV42945




SIV42948



SIV42946



SIV42947



SIV42949



SIV42957



SIV42958



SIV42959

1



	SIZES (MM)	THICKNESS	FINISHES
1	100x200	7MM	GLOSS

REQUEST SAMPLES, PRINT COLOURS MAY VARY.

FIND US ON:





FIND US ON:



## TECHNICAL SPECIFICATION

TECHNICAL CHARACTERISTIC	STANDARD	AVERAGE VALUES	
Sizes	ISO 10545-2	Length + width:	0.5%
		Thickness:	5%
		Linearity	0.3%
		Wedging:	0.4%
		Warpage:	0.3%
Water absorption	ISO 10545-3	16%	
Bending strength	ISO 10545-4	22N/mm <sup>2</sup>	
Coefficient of linear thermal expansion	ISO 10545-8	8x10 <sup>-6</sup> oC <sup>-1</sup>	
Thermal Shock Resistance	ISO 10545-9	Guaranteed	
Crazing resistance	ISO 10545-11	Guaranteed	
Stain Resistance	ISO 10545-14	Class 5	

## CLEANING + MAINTENANCE ADVICE

### INITIAL WASHING

The initial washing is fundamental for good treatment results. The initial washing is aimed at removing any laying residues and building grime.

Equipment	Cloth
Procedure	<ul style="list-style-type: none"> <li>• Clean off cement stains from grouting and other building work, which once hardened, will not be removed during any normal cleaning procedure.</li> <li>• Polish wall tiling with a dry cloth when joints are hard.</li> </ul>

### ROUTINE MAINTENANCE

The aim of the routine maintenance is to remove dirt and scuff marks. Must be carried out regularly.

Product	Filacleaner (Diluted 1:50 in warm water)
Equipment	Cloth
Procedure	<ul style="list-style-type: none"> <li>• Remove dust with a dry cloth</li> <li>• Wash with FilaCleaner using a cloth that should be soaked often in the solution and wrung out well</li> </ul>

FIND US ON:

