


AZORE LIGHT

- Handmade effect
- Suitable for internal wall applications
- V2 - Moderate shade variation 



www.grestec.co.uk / T: 0345 130 2241



DECOR 200x200



SIE32284





SIE32285

1



SIZES (mm)	> <	FINISHES
1 100x300	7mm	GLOSS

LRV VALUES VARY BATCH TO BATCH PLEASE CONTACT FOR ADVICE.

SWATCH COLOURS MAY VARY, SAMPLES SHOULD BE REQUESTED. FIND US ON:    



TECHNICAL SPECIFICATION

TECHNICAL SPECIFICATION	STANDARD	AVERAGE VALUES	
Sizes	ISO 10545-2	0.5%	Length + width
		5%	Thickness
		0.3%	Linearity
		0.4%	Wedging
		0.3%	Warpage
Water absorption	ISO 10545-3	16%	
Bending strength	ISO 10545-4	22N/mm ²	
Thermal expansion coefficient	ISO 10545-8	8x10-6oC-1	
Resistance to thermal shock	ISO 10545-9	Resistant	
Crazing resistance	ISO 10545-11	Resistant	
Shade variation	-	V2 - Moderate shade variation	
Stain resistance	ISO 10545-14	Class 5	

CLEANING + MAINTENANCE ADVICE

INITIAL WASHING

The initial washing is fundamental for good treatment results. The initial washing is aimed at removing any laying residues and building grime.

Equipment	Cloth
Procedure	<ul style="list-style-type: none"> • Clean off cement stains from grouting and other building work, which once hardened, will not be removed during any normal cleaning procedure. • Clean wall tiling with a dry cloth when joints are hard.

ROUTINE MAINTENANCE

The aim of the routine maintenance is to remove dirt and scuff marks. Must be carried out regularly.

Product	Filacleaner (Diluted 1:50 in warm water)
Equipment	Cloth
Procedure	<ul style="list-style-type: none"> • Remove dust with a dry cloth • Wash with FilaCleaner using a cloth that should be soaked often in the solution and wrung out well