

Lavara

- Stone + marble effect
- High shade variation in stone effect tiles
- Chevron + hexagon format available

6
COLOURS

1
FINISH

8
TILE SIZES

GRESTEC.CO.UK / 0345 130 2241



STONE EFFECT: R10 / V3 HIGH SHADE VARIATION



MARBLE EFFECT: R9 / V1 LOW SHADE VARIATION




ZBM38363



ZBM38364




ZBM38365



ZBM38366



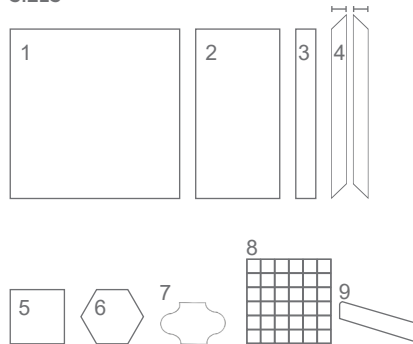
ZBM38367



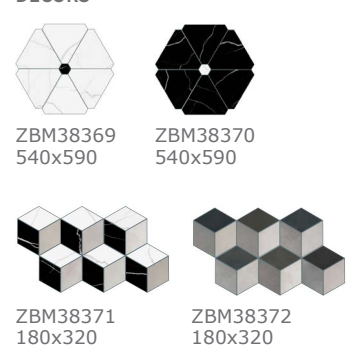
ZBM38368

	SIZE (MM)	THICKNESS	FINISHES
1	600x600	9.5MM	NAT/ PTV L ●
2	300x600	9.5MM	NAT/ PTV L ●
3	75x600	9.5MM	NAT/ PTV L ●
4	71x510 CHEV	9.5MM	NAT/ PTV L ●
5	195x195	9.5MM	NAT/ PTV L ●
6	195x225 HEX	9.5MM	NAT/ PTV L ●
7	150x250 OGG	9.5MM	NAT/ PTV L ●
8	300x300 MOS	9.5MM	NAT/ PTV L ●
9	70x600 SKIRTING	9.5MM	NAT/ PTV L ●

SIZES



DECORS



REQUEST SAMPLES, PRINT COLOURS MAY VARY.

FIND US ON:





TECHNICAL SPECIFICATION

TECHNICAL CHARACTERISTIC	STANDARD	AVERAGE VALUES
Water absorption	ISO 10545-3	<0.3%
Sizes	ISO 10545-2	± 0.6 % Length + width ± 5 % Thickness ± 0.5 % Straightness of edges ± 0.5 % Wedging ± 0.5 % Warpage
Breaking strength	ISO 10545-4	40N/mm ²
Deep abrasion resistance	ISO 10545-7	ZBM38363, ZBM38364, ZBM38367 - PEI V ZBM38365, ZBM38366, ZBM38368 - PEI IV
Resistance to thermal shock	ISO 10545-9	Resistant
Frost resistance	ISO 10545-12	Resistant
Resistance to chemical products	ISO 10545-13	GA GLA GHA
Stain resistance	ISO 10545-14	Class 5
Shade variation	-	Stone effect - V3 Marble effect V1
Pendulum test results		PTV L ● (Low slip potential)
Slip resistance (Shod)	DIN 51130	Marble effect- R9 Stone effect- R10

CLEANING + MAINTENANCE ADVICE

INITIAL WASHING

The initial washing is fundamental for good treatment results. The initial washing is aimed at removing any laying residues and building grime.

Product	Deterdek (1:5 diluted in water)
Coverage	Deterdek (5 l per 100m ²)
Equipment	Single-disc professional cleaner, liquid vacuum cleaner and cloth
Procedure	<ul style="list-style-type: none"> • After the floor is swept and soaked with water, spread the diluted Deterdek onto the floor. • Then scour with single-disc professional cleaner. • Vacuum the residue, rinse the floor well and then mop with a liquid vacuum cleaner or a cloth.

ROUTINE MAINTENANCE

The aim of the routine maintenance is to remove dirt and scuff marks. Must be carried out regularly.

Product	Filacleaner (Diluted 1:50 in warm water)
Equipment	Cloth or mop (For large areas the use of a cleaning machine is recommended)
Procedure	<ul style="list-style-type: none"> • Dilute Filacleaner in warm water • Wipe a cloth wet with the solution over the floor • Rinse the floor in case of concentrated solutions of Filacleaner

SPECIAL MAINTENANCE

Special maintenance is carried out in case of very stubborn dirt, when the routine maintenance is not enough to restore the original look of the surface.

Product	Fila PS/87 (1:5 diluted in water)
Coverage	5 l per 100m ² (when diluted 1:5)
Equipment	Single-disc professional cleaner
Procedure	<ul style="list-style-type: none"> • Dilute Fila PS/87 in 1:5 in water • Apply to the floor previously soaked with water and leave for a few minutes • Scrub with a single disc professional cleaner • Mop up residue with a liquid vacuum cleaner or cloth